



9.-10.7.2022, Loimaa



PISTOL FINNISH CHAMPIONSHIP





LL IPSC Handgun Finnish Championship 2022



Stage Number: 1

Type of course: long course

Targets: 2 IPSC metal plates, 6 IPSC mini-poppers, 12 IPSC Targets, 1 IPSC No Shoot Target

Number of rounds to be scored: 32

Maximum points: 160

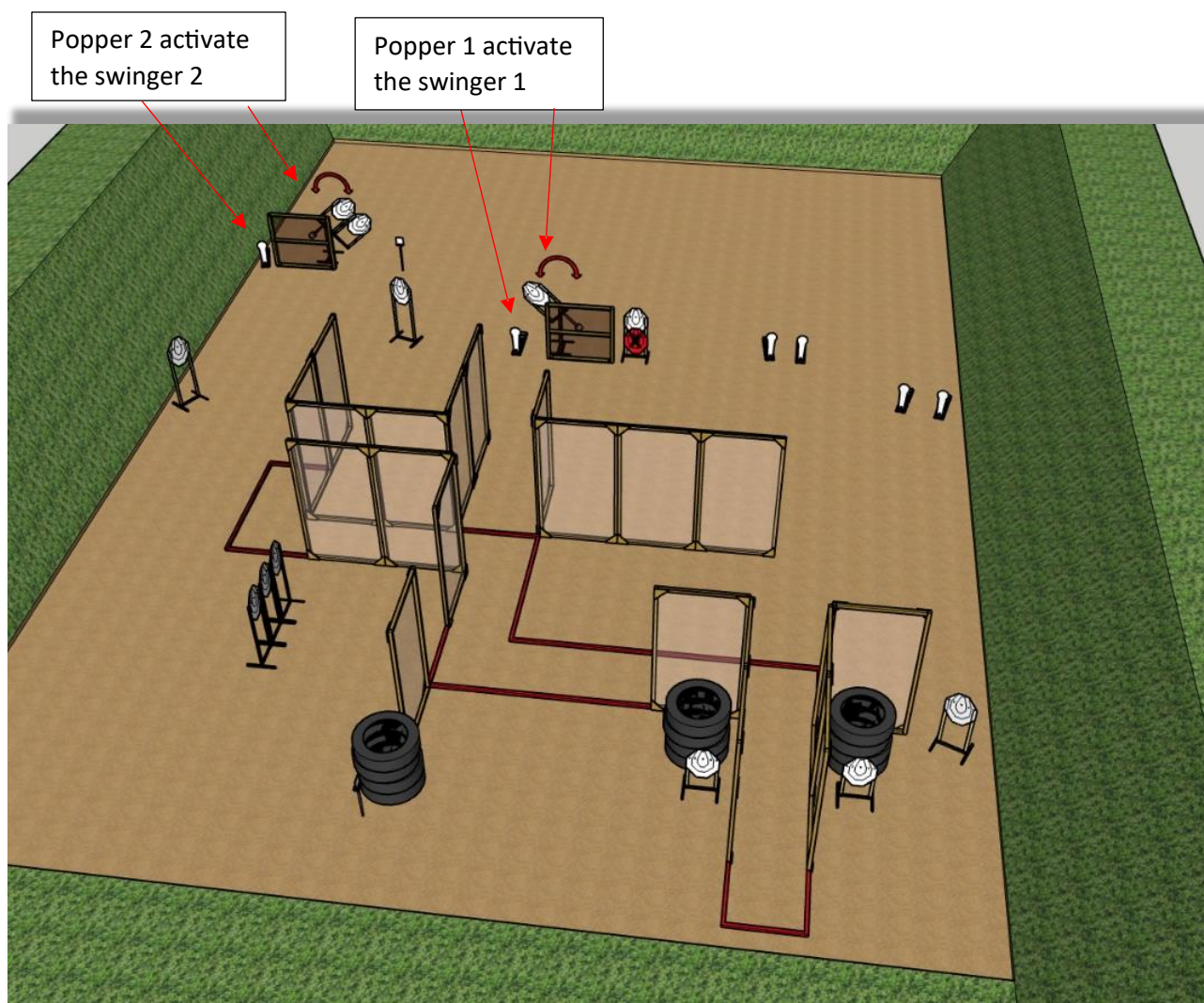
Start position: Normal standing anywhere within the designated area.

Handgun ready condition:

Time starts: On audible signal

Procedure: At the start signal engage targets from within the designated area. Popper 1 activate swinger 1 and popper 2 activate swinger 2. Both targets remain visible at rest.

Safety Angles: 90 degrees left/ right





LL IPSC Handgun Finnish Championship 2022



Stage Number: 2

Type of course: short course

Targets: 2 IPSC metal plates, 2 IPSC mini poppers, 4 IPSC Targets

Number of rounds to be scored: 12

Maximum points: 60

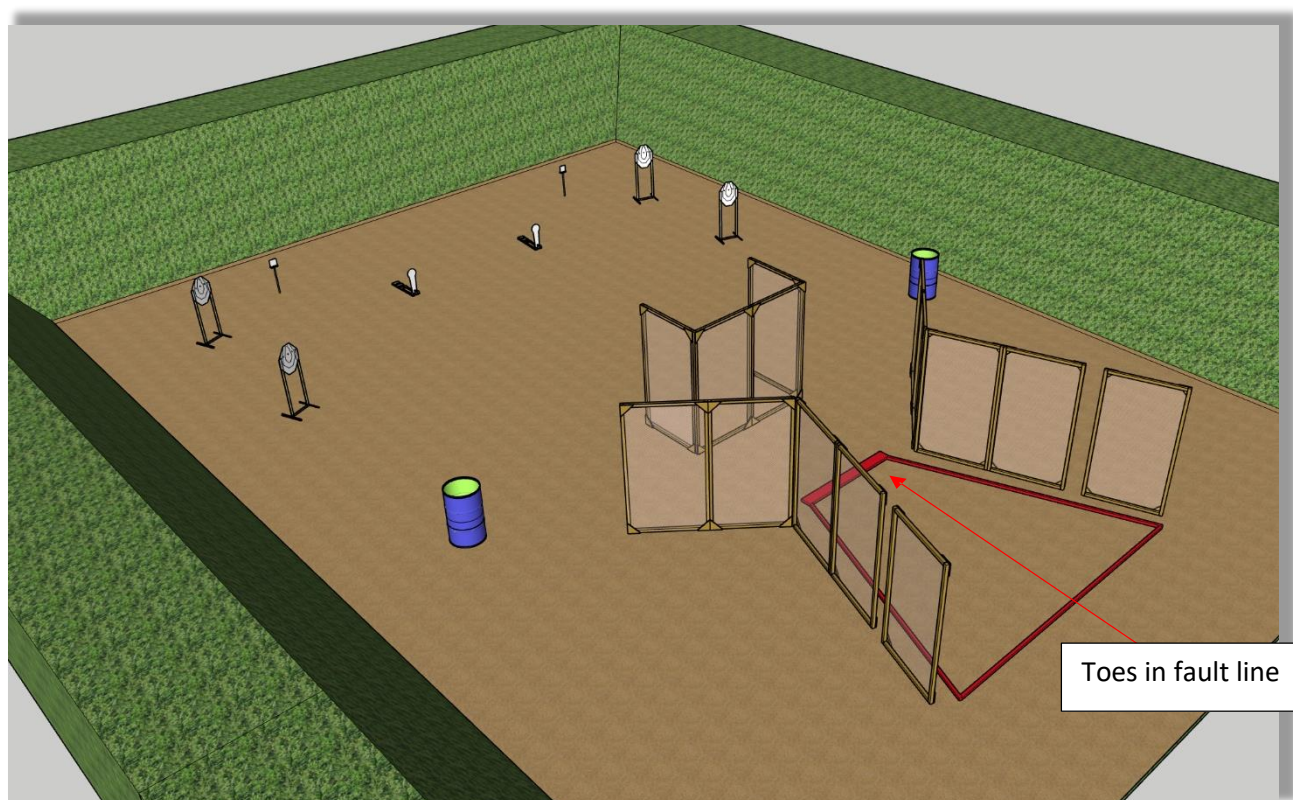
Start position: Normal standing in marked place, toes in fault line within the designated area.
As demonstrated by the RO

Handgun ready condition: chamber and magwell empty, pistol in holster

Time starts: On audible signal

Procedure: At the start signal engage targets from within the designated area

Safety Angles: 90 degrees left/ right





LL IPSC Handgun Finnish Championship 2022



Stage Number: 3

Type of course: medium course

Targets: 5 IPSC metal plates, 3 IPSC mini poppers, 2 IPSC Targets

Number of rounds to be scored: 12

Maximum points: 60

Start position: Normal standing front of the door within the designated area.

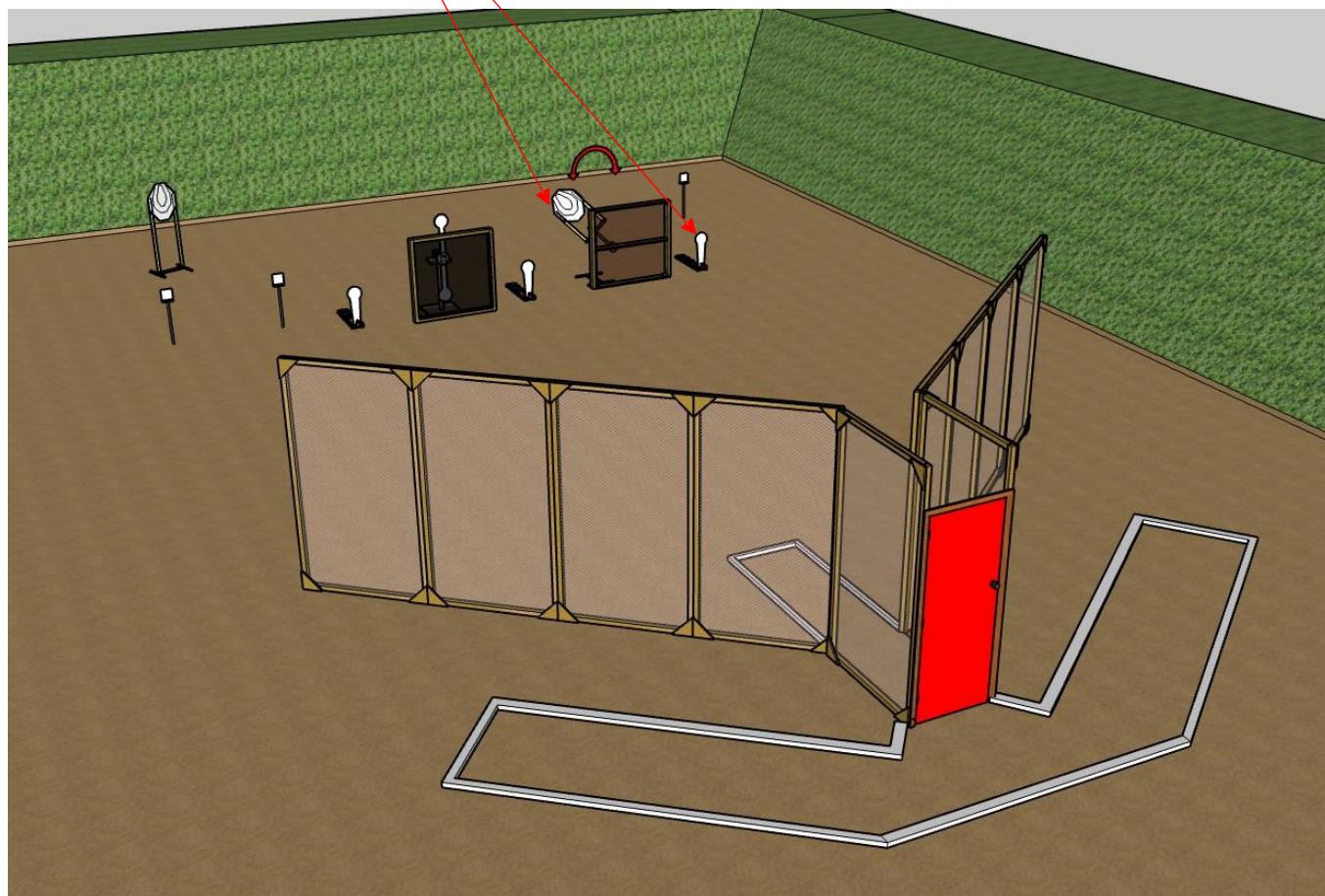
Handgun ready condition:

Time starts: On audible signal

Procedure: At the start signal open the door and engage targets from within the designated area. Opening the door activates the rotary contraption with 2 metal plates. Popper 1 activates the swinger. IPSC-targets remain visible at the rest.

Safety Angles: 90 degrees left/ right

Popper 1 activate the
swinger 1





LL IPSC Handgun Finnish Championship 2022



Stage Number: 4

Type of course: short course

Targets: 4 IPSC metal plates, 3 IPSC targets

Number of rounds to be scored: 10

Maximum points: 50

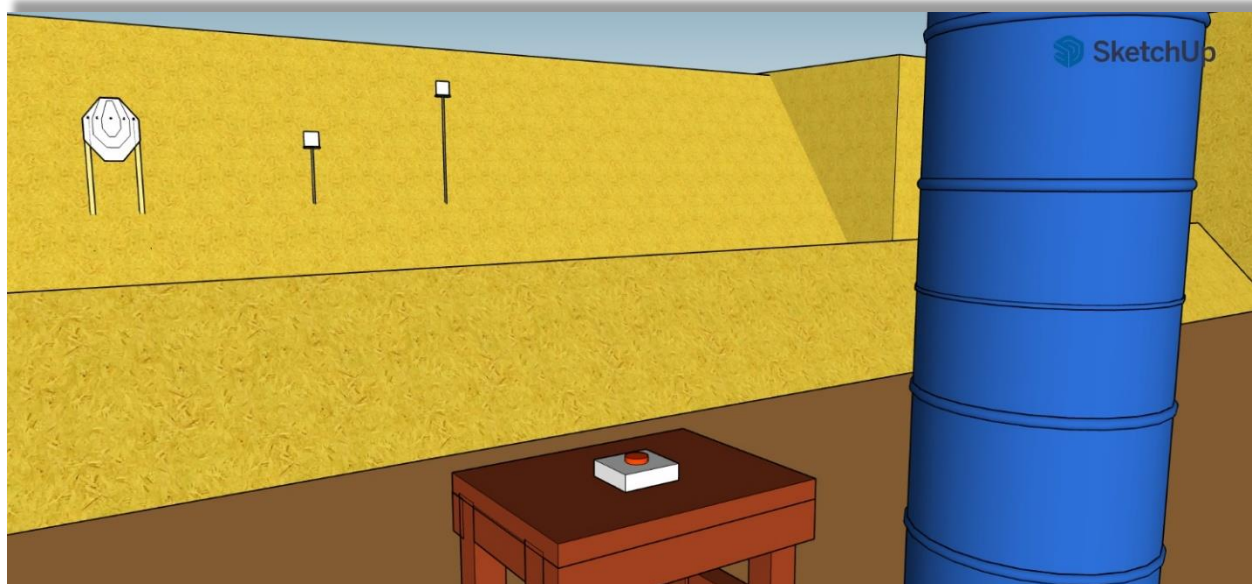
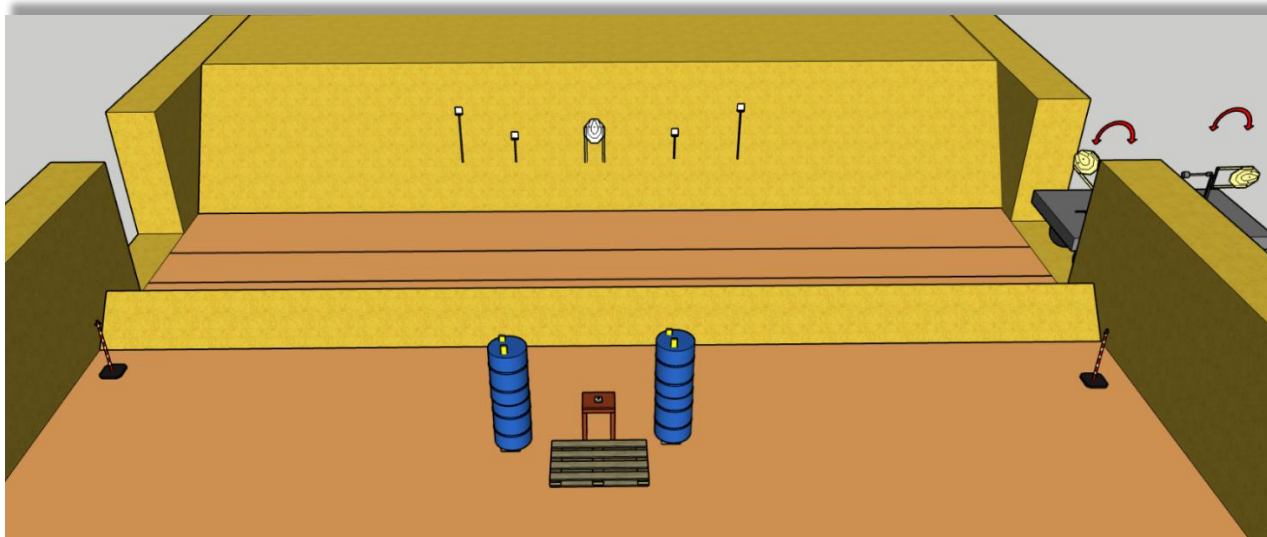
Start position: Normal standing within the designated area (top of the pallet).

Handgun ready condition:

Time starts: On audible signal

Procedure: At the start signal engage targets from within the designated area. Every push of the button in top of the table, drives the wagon in other side of area. Wagon cannot be stopped in the middle.

Safety Angles: Mark by red sticks in left/ right





LL IPSC Handgun Finnish Championship 2022



Stage Number: 5

Type of course: medium course

Targets: 7 IPSC metal plates, 8 Mini-IPSC targets, 1 IPSC mini popper, 2 No shoot Mini-IPSC targets

Number of rounds to be scored: 24

Maximum points: 120

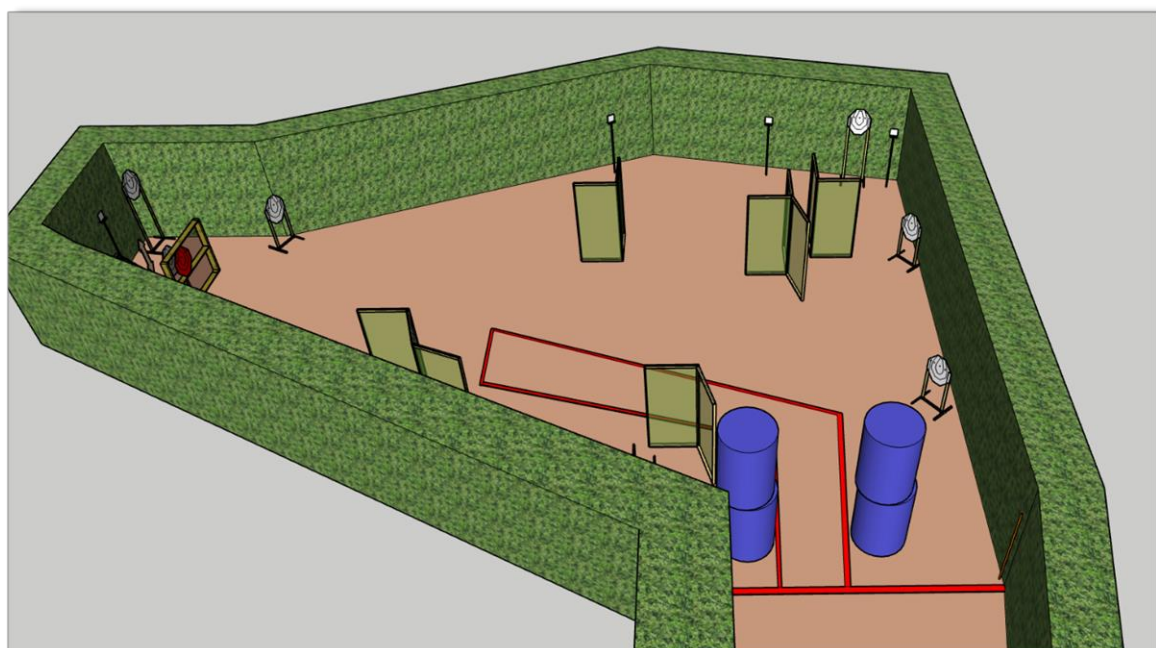
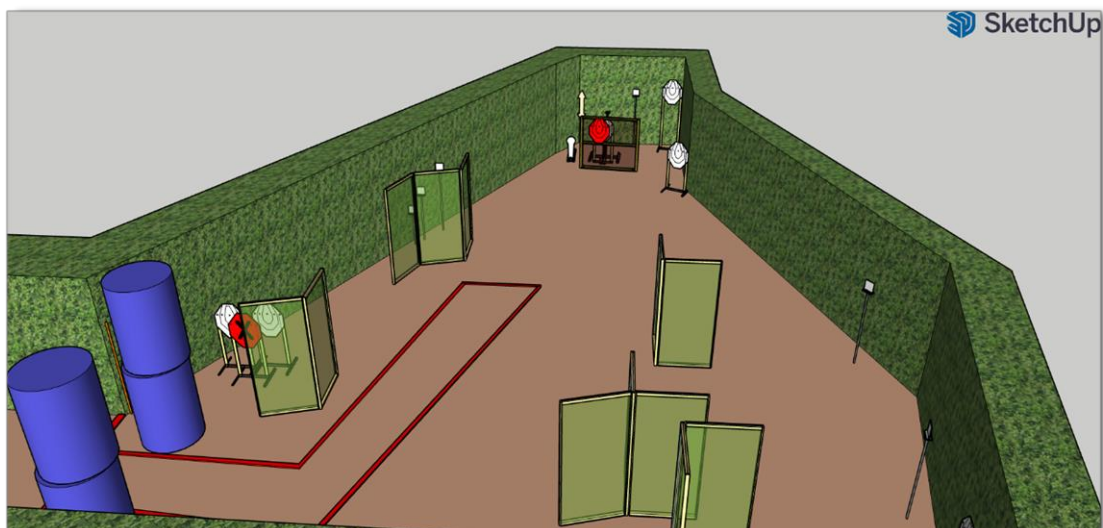
Start position: Normal standing within the designated area.

Handgun ready condition:

Time starts: On audible signal

Procedure: At the start signal engage targets from the designated area. Popper activated the swinger. Mini IPSC-targets remain visible at the rest.

Safety Angles: Mark by red sticks in left/ right





LL IPSC Handgun Finnish Championship 2022



Stage Number: 6

Type of course: short course

Targets: 1 IPSC metal plate, 4 IPSC targets, 3 IPSC mini poppers, 1 IPSC No Shoot Target

Number of rounds to be scored: 12

Maximum points: 50

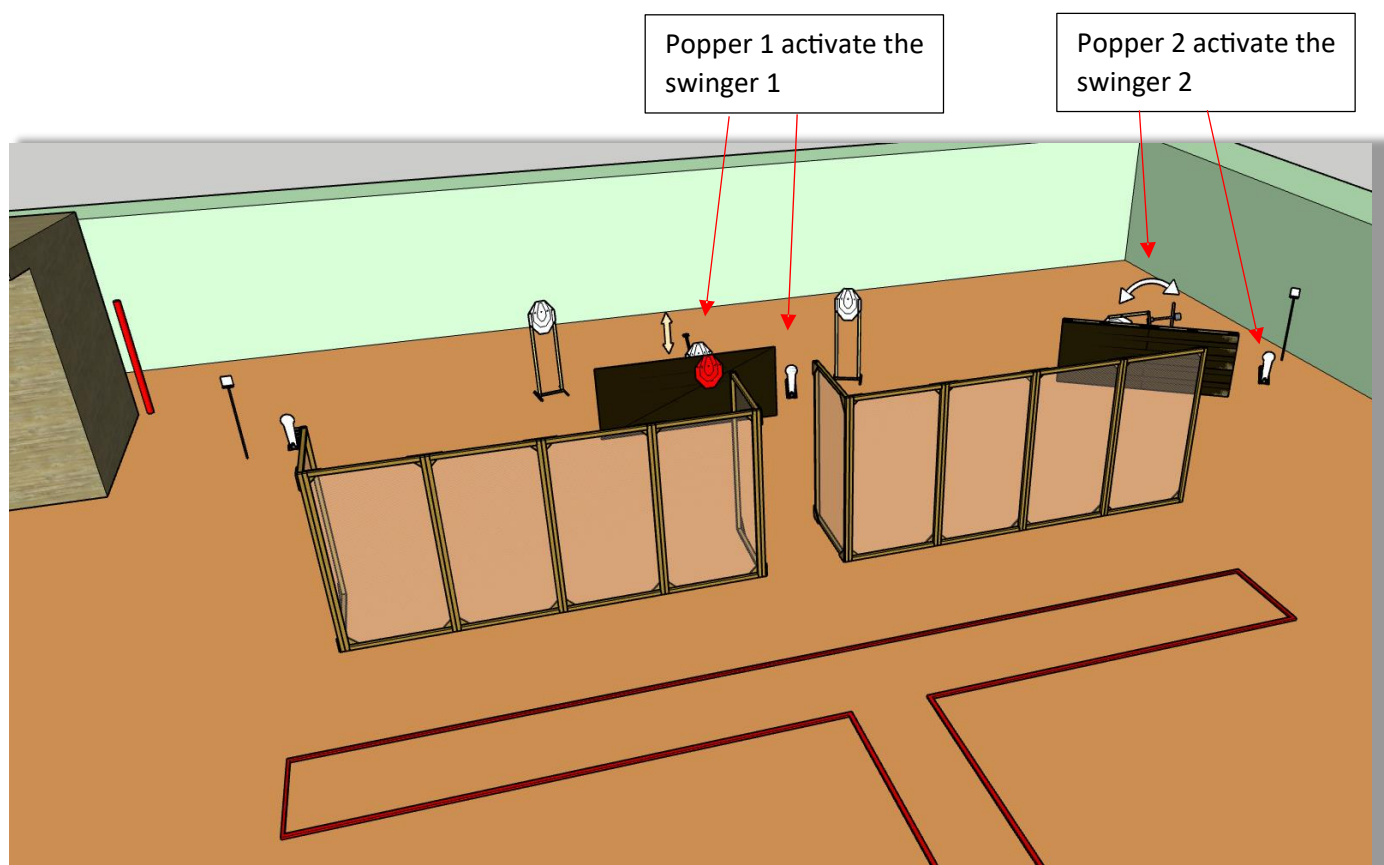
Start position: Normal standing within the designated area.

Handgun ready condition: Chamber and magwell empty, pistol and all the magazines on the table.

Time starts: On audible signal

Procedure: At the start signal engage targets from the designated area. Popper 1 activate swinger 1 and popper 2 activate swinger 2. Both targets remain visible at rest.

Safety Angles: Red Mark in left, 90° in right





LL IPSC Handgun Finnish Championship 2022



Stage Number: 7

Type of course: medium course

Targets: 8 Mini-IPSC targets, 1 No shoot Mini-IPSC target

Number of rounds to be scored: 16

Maximum points: 80

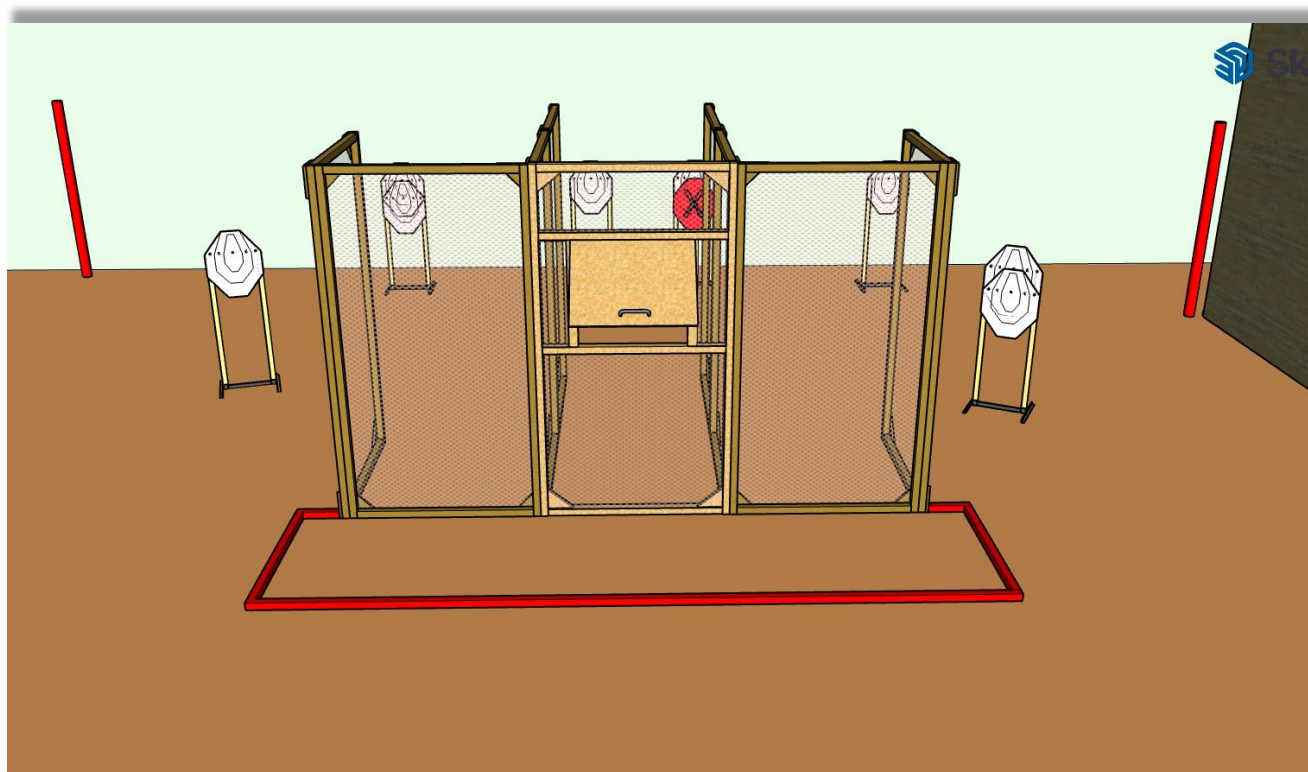
Start position: Normal standing within the designated area.

Handgun ready condition:

Time starts: On audible signal

Procedure: At the start signal engage targets from the designated area. The door opening upwards.

Safety Angles: Mark by red sticks in left/ right





LL IPSC Handgun Finnish Championship 2022



Stage Number: 8

Type of course: short course

Targets: 5 IPSC mini poppers, 3 IPSC Targets, 1 IPSC No Shoot Target

Number of rounds to be scored: 11

Maximum points: 55

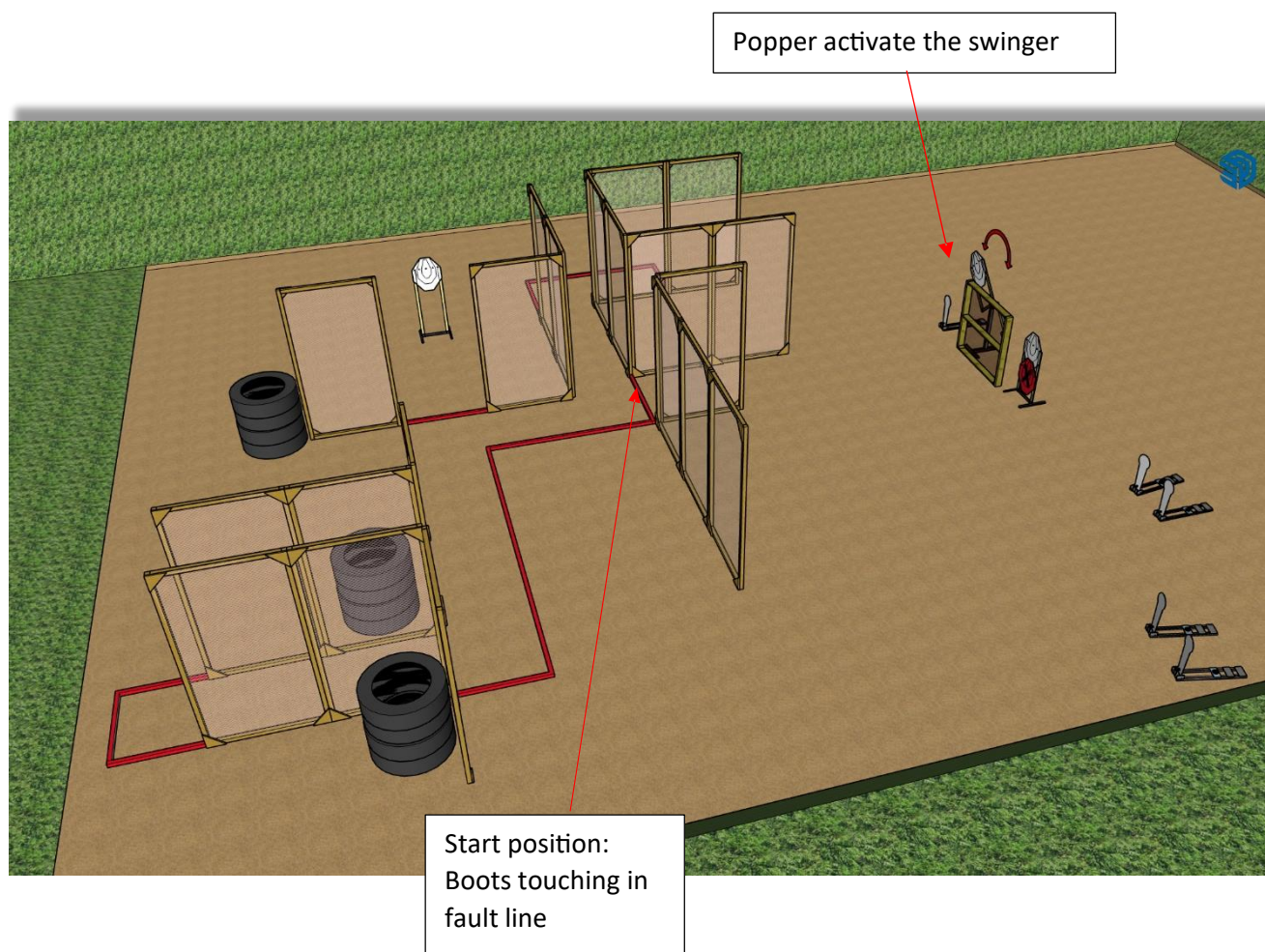
Start position: Normal standing in a marked place within the designated area. As demonstrated by the RO

Handsgun ready condition:

Time starts: On audible signal

Procedure: At the start signal engage targets from within the designated area. Popper activates the swinger. Targets remain visible at rest.

Safety Angles: 90 degrees left/ right





LL IPSC Handgun Finnish Championship 2022



Stage Number: 9

Type of course: short course

Targets: 1 IPSC metal plate, 1 IPSC mini popper, 4 IPSC Targets

Number of rounds to be scored: 10

Maximum points: 50

Start position: Normal standing anywhere within the designated area.

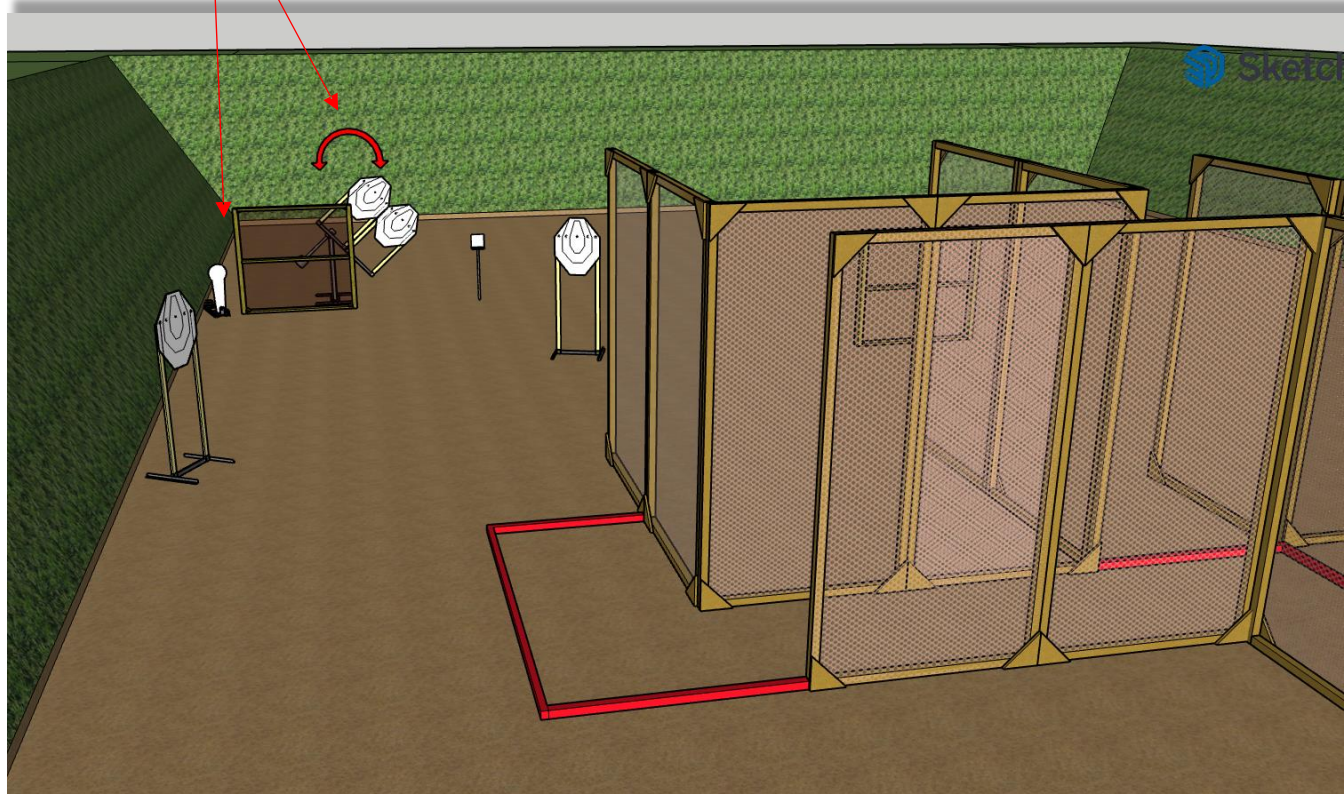
Handgun ready condition: Chamber and magwell empty, pistol in holster

Time starts: On audible signal

Procedure: At the start signal engage targets from within the designated area using strong hand only. Popper activates the swinger. Targets remain visible at rest.

Safety Angles: 90 degrees left/ right

Popper activate
the swinger





LL IPSC Handgun Finnish Championship 2022



Stage Number: 10

Type of course: medium course

Targets: 1 IPSC metal plate, 3 IPSC mini poppers, 9 IPSC Targets, 1 IPSC No Shoot Target

Number of rounds to be scored: 22

Maximum points: 110


Start position: Normal standing anywhere within the designated area.

Handgun ready condition:

Time starts: On audible signal

Procedure: At the start signal engage targets from within the designated area

Safety Angles: 90 degrees left/ right





LL IPSC Handgun Finnish Championship 2022



Stage Number: 11

Type of course: medium course

Targets: 2 IPSC metal plates, 2 IPSC mini poppers, 10 IPSC Targets, 2 IPSC No Shoot Targets

Number of rounds to be scored: 24

Maximum points: 120

Start position: Normal standing anywhere within the designated area.


Handgun ready condition:

Time starts: On audible signal

Procedure: At the start signal engage targets from within the designated area. Popper 1 activates the swinger. IPSC-targets remain visible at the rest.

Safety Angles: 90 degrees left/ right

Popper 1 activate the
swinger





LL IPSC Handgun Finnish Championship 2022



Stage Number: 12

Type of course: long course

Targets: 6 IPSC metal plates, 2 IPSC mini poppers, 12 IPSC Targets, 2 IPSC no shoot targets

Number of rounds to be scored: 32

Maximum points: 160

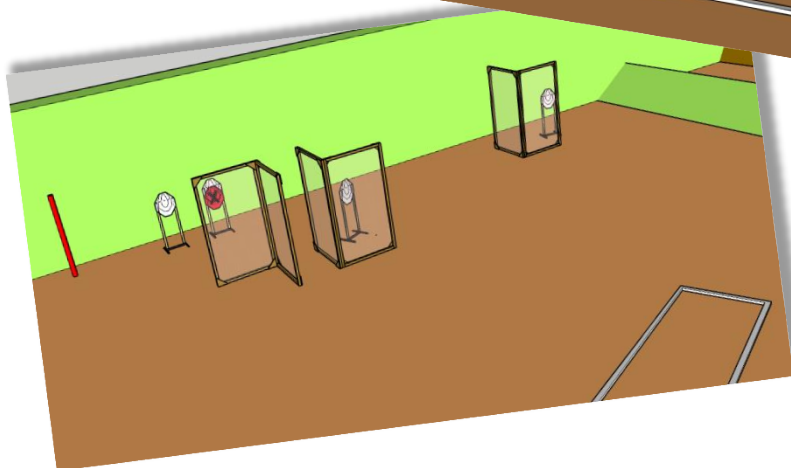
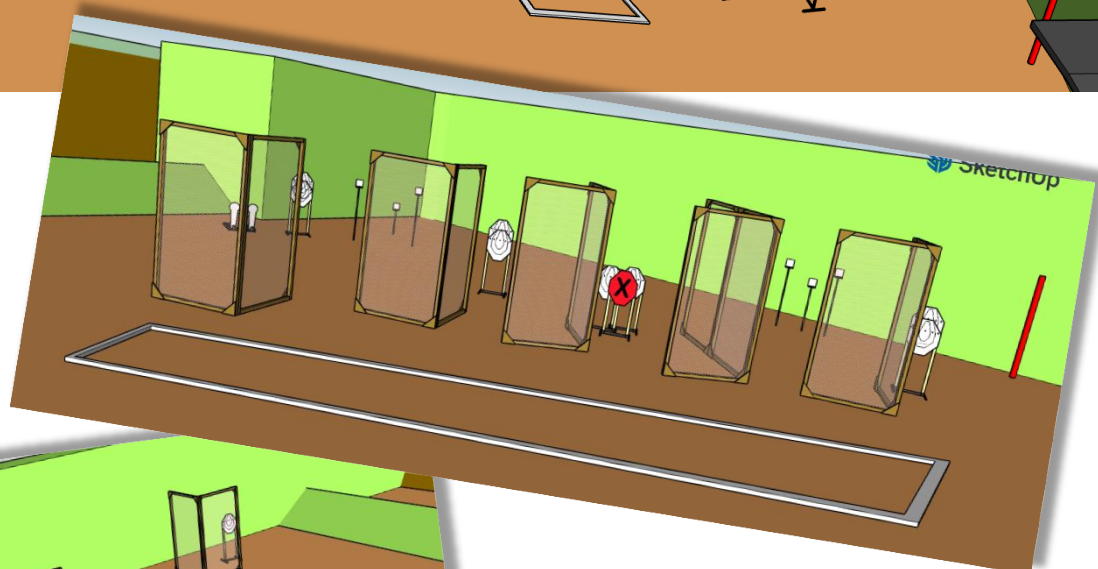
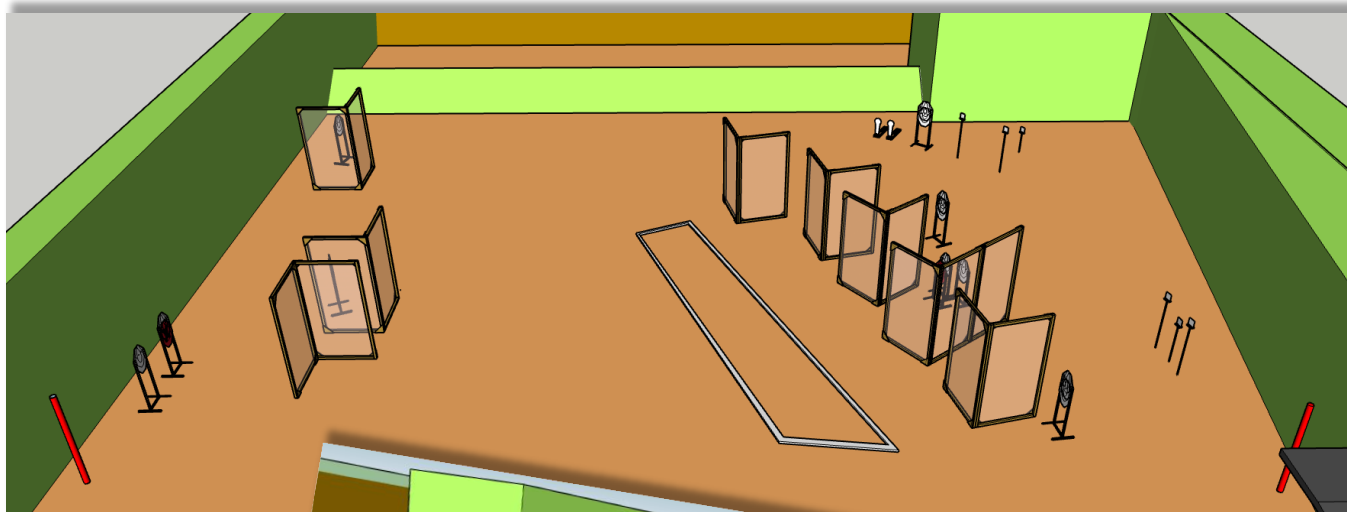
Start position: Normal standing within the designated area.

Handgun ready condition:

Time starts: On audible signal

Procedure: At the start signal engage targets from within the designated area

Safety Angles: Mark by red sticks in left/ right





LL IPSC Handgun Finnish Championship 2022



Stage Number: 13

Type of course: short course

Targets: 1 IPSC metal plate, 3 Mini-IPSC targets, 1 IPSC mini popper, 1 No Shoot Mini-IPSC Target

Number of rounds to be scored: 8

Maximum points: 40

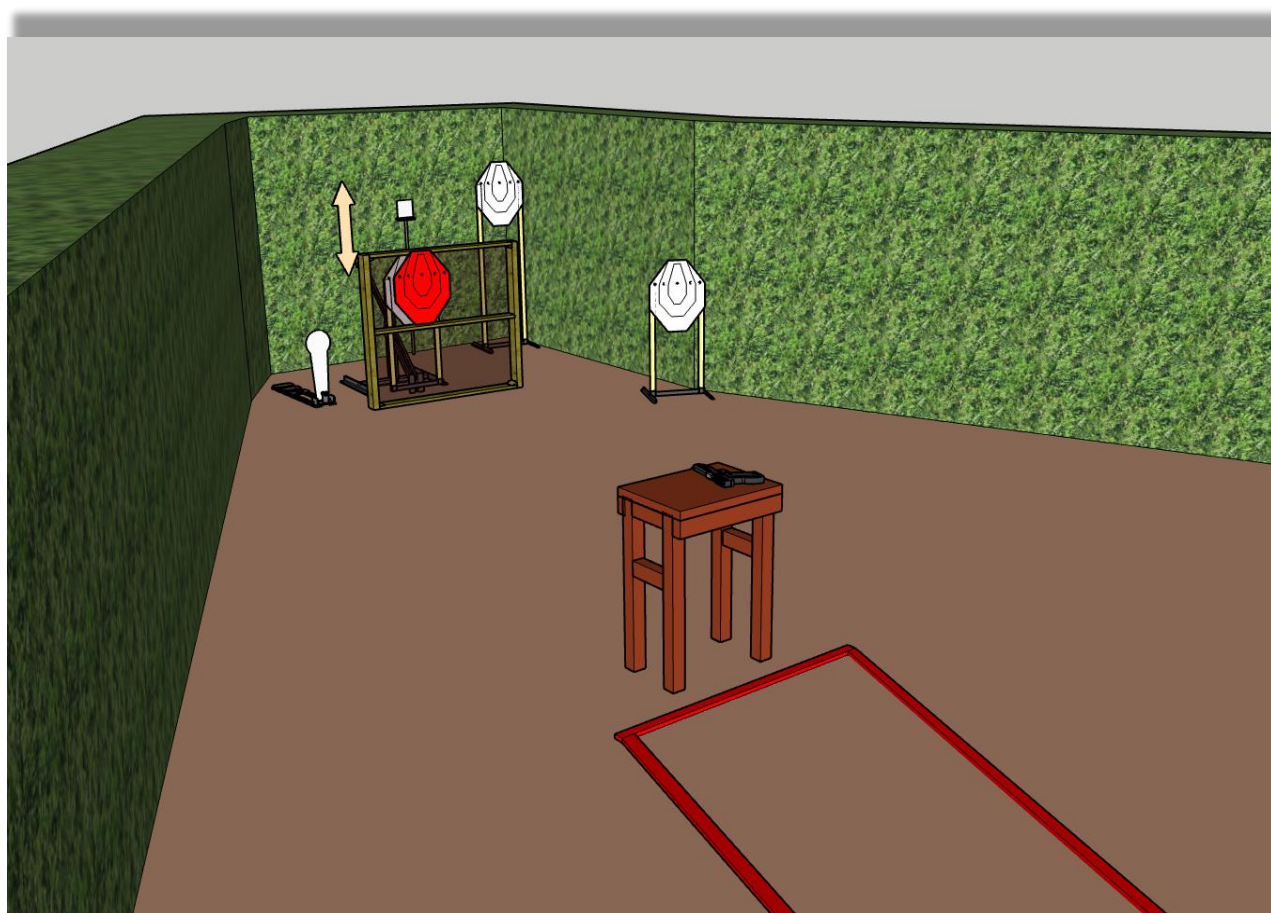
Start position: Normal standing within the designated area.

Handgun ready condition: Loaded, pistol on the table.

Time starts: On audible signal

Procedure: At the start signal engage targets from the designated area using by weak hand only. Popper activates the swinger. Mini IPSC-targets remain visible at the rest.

Safety Angles: 90° in left/ right





LL IPSC Handgun Finnish Championship 2022



Stage Number: 14

Type of course: medium course

Targets: 9 IPSC-targets, 2 No shoot IPSC targets, 2 IPSC metal Plates, 3 IPSC mini poppers,

Number of rounds to be scored: 23

Maximum points: 115

Start position: Normal standing anywhere within the designated area.

Handgun ready condition:

Time starts: On audible signal

Procedure: At the start signal engage targets from the designated area. Popper 1 activate swinger 1 and popper 2 activate swinger 2. Both targets remain visible at rest.

Safety Angles: Mark by red sticks in left/ right

