

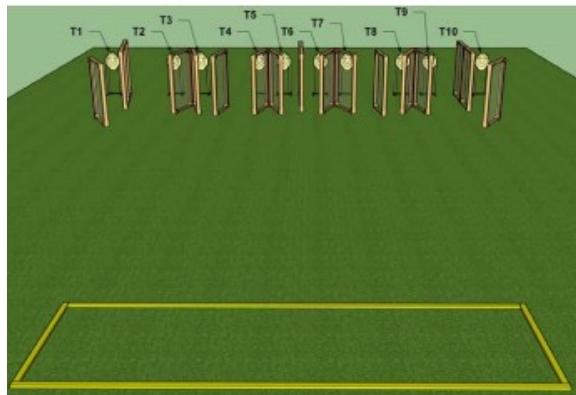
LL IPSC RWS2024-jatkot 7.9.2024 - 2024-09-07

Match Results - Combined

Place	Name	No.	Class	Div	PF	Category	Match Pts	Match %	Region
1	Mäntylä, Tero	140805	U	SAO	Min	Senior	496.0567	100.0000%	FIN
2	Uusitalo, Mikko	132729	U	SAO	Min		455.7463	91.8738%	FIN
3	Vainio, Niklas	150934	U	SAO	Min		413.5104	83.3595%	FIN
4	Uusikartano, Juho	143941	U	SAS	Min		331.6378	66.8548%	FIN
5	Tuominen, Jukka-Pekka	184586	U	PCCO	Min	Senior	322.3903	64.9906%	FIN
6	Kuosmanen, Jari	132677	U	SAS	Min	Super Senior	199.5791	40.2331%	FIN
7	Aaltonen, Jouni	119056	U	MRO	Min	Super Senior	195.3614	39.3829%	FIN
8	Kallio, Markku	146582	U	SAO	Min	Super Senior	161.0425	32.4645%	FIN

Generated by PractiScore for Android (1.7.35 Sony) at 2024-09-07 18:51 +0300

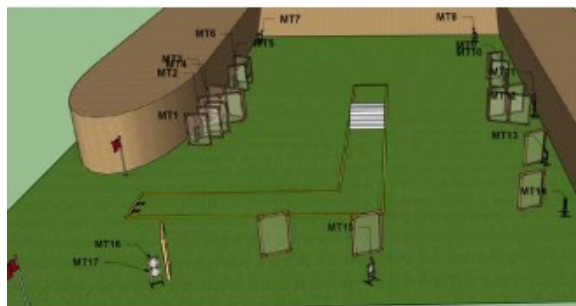
LL IPSC RWS2024-jatkot 7.9.2024 - Stage 1 - 2024-09-07



Stage Results - Combined

Place	Name	No.	Class	Div	PF	Points	Pen	Time	Hit Factor	Stage Pts	Stage %
1	Mäntylä, Tero		U	SAO	Min	80	0	14.82	5.3981	100.0000	100.00%
2	Uusitalo, Mikko		U	SAO	Min	94	0	17.55	5.3561	99.2222	99.22%
3	Vainio, Niklas		U	SAO	Min	74	0	17.01	4.3504	80.5908	80.59%
4	Uusikartano, Juho		U	SAS	Min	70	0	16.45	4.2553	78.8298	78.83%
5	Tuominen, Jukka-Pekka		U	PCCO	Min	94	0	25.04	3.7540	69.5427	69.54%
6	Aaltonen, Jouni		U	MRO	Min	84	0	23.70	3.5443	65.6582	65.66%
7	Kuosmanen, Jari		U	SAS	Min	76	0	31.62	2.4035	44.5256	44.53%
8	Kallio, Markku		U	SAO	Min	50	0	31.78	1.5733	29.1457	29.15%

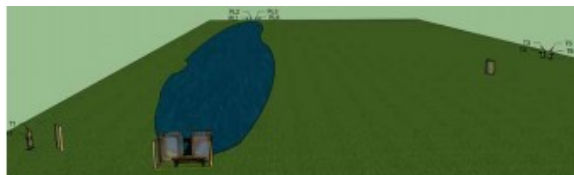
Generated by PractiScore for Android (1.7.35 Sony) at 2024-09-07 18:51 +0300



Stage Results - Combined

Place	Name	No.	Class	Div	PF	Points	Pen	Time	Hit Factor	Stage Pts	Stage %
1	Mäntylä, Tero		U	SAO	Min	144	0	33.31	4.3230	170.0000	100.00%
2	Uusitalo, Mikko		U	SAO	Min	166	0	43.78	3.7917	149.1054	87.71%
3	Vainio, Niklas		U	SAO	Min	156	0	43.44	3.5912	141.2199	83.07%
4	Uusikartano, Juho		U	SAS	Min	140	0	42.51	3.2933	129.5084	76.18%
5	Tuominen, Jukka-Pekka		U	PCCO	Min	160	0	49.80	3.2129	126.3432	74.32%
6	Kuosmanen, Jari		U	SAS	Min	142	0	72.08	1.9700	77.4702	45.57%
7	Kallio, Markku		U	SAO	Min	103	10	56.89	1.6347	64.2848	37.81%
8	Aaltonen, Jouni		U	MRO	Min	110	100	60.06	0.1665	6.5475	3.85%

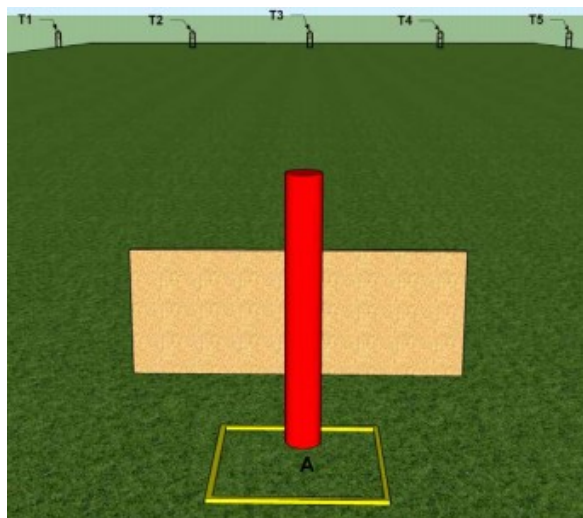
Generated by PractiScore for Android (1.7.35 Sony) at 2024-09-07 19:12 +0300



Stage Results - Combined

Place	Name	No.	Class	Div	PF	Points	Pen	Time	Hit Factor	Stage Pts	Stage %
1	Mäntylä, Tero		U	SAO	Min	76	0	25.74	2.9526	80.0000	100.00%
2	Uusitalo, Mikko		U	SAO	Min	74	0	27.36	2.7047	73.2825	91.60%
3	Vainio, Niklas		U	SAO	Min	76	0	30.70	2.4756	67.0749	83.84%
4	Aaltonen, Jouni		U	MRO	Min	72	0	35.18	2.0466	55.4526	69.32%
5	Tuominen, Jukka-Pekka		U	PCCO	Min	71	10	40.58	1.5032	40.7289	50.91%
6	Uusikartano, Juho		U	SAS	Min	64	0	44.24	1.4467	39.1967	49.00%
7	Kallio, Markku		U	SAO	Min	59	20	100.43	0.3883	10.5217	13.15%
8	Kuosmanen, Jari		U	SAS	Min	50	40	61.27	0.1632	4.4222	5.53%

LL IPSC RWS2024-jatkot 7.9.2024 - Stage 4 - 2024-09-07

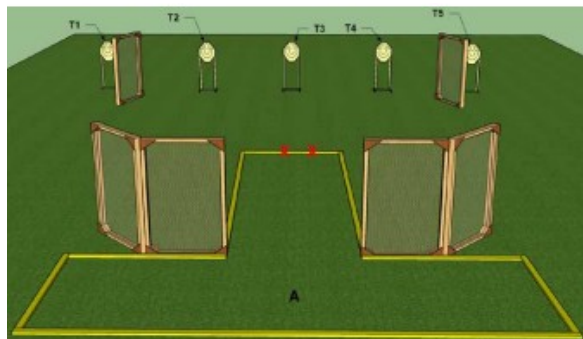


Stage Results - Combined

Place	Name	No.	Class	Div	PF	Points	Pen	Time	Hit Factor	Stage Pts	Stage %
1	Uusitalo, Mikko		U	SAO	Min	42	0	14.15	2.9682	50.0000	100.00%
2	Mäntylä, Tero		U	SAO	Min	40	0	14.63	2.7341	46.0567	92.11%
3	Vainio, Niklas		U	SAO	Min	39	10	11.46	2.5305	42.6276	85.26%
4	Tuominen, Jukka-Pekka		U	PCCO	Min	37	10	20.17	1.3386	22.5494	45.10%
5	Kuosmanen, Jari		U	SAS	Min	36	0	28.71	1.2539	21.1226	42.25%
6	Uusikartano, Juho		U	SAS	Min	26	20	16.73	0.3586	6.0413	12.08%
7	Kallio, Markku		U	SAO	Min	30	20	32.78	0.3051	5.1389	10.28%
8	Aaltonen, Jouni		U	MRO	Min	20	20	18.25	0.0000	0.0000	0.00%

Generated by PractiScore for Android (1.7.35 Sony) at 2024-09-07 19:12 +0300

LL IPSC RWS2024-jatkot 7.9.2024 - Stage 5 - 2024-09-07




Stage Results - Combined

Place	Name	No.	Class	Div	PF	Points	Pen	Time	Hit Factor	Stage Pts	Stage %
1	Mäntylä, Tero		U	SAO	Min	44	0	10.95	4.0183	50.0000	100.00%
2	Uusitalo, Mikko		U	SAO	Min	46	0	12.82	3.5881	44.6479	89.30%
3	Vainio, Niklas		U	SAO	Min	50	0	14.31	3.4941	43.4772	86.95%
4	Uusikartano, Juho		U	SAS	Min	46	0	13.36	3.4431	42.8433	85.69%
5	Aaltonen, Jouni		U	MRO	Min	48	0	17.29	2.7762	34.5444	69.09%
6	Kuosmanen, Jari		U	SAS	Min	48	0	22.59	2.1248	26.4397	52.88%
7	Kallio, Markku		U	SAO	Min	36	0	17.33	2.0773	25.8485	51.70%
8	Tuominen, Jukka-Pekka		U	PCCO	Min	48	0	23.83	2.0143	25.0639	50.13%

Generated by PractiScore for Android (1.7.35 Sony) at 2024-09-07 19:13 +0300

LL IPSC RWS2024-jatkot 7.9.2024 - Stage 6 - 2024-09-07



Stage Results - Combined

Place	Name	No.	Class	Div	PF	Points	Pen	Time	Hit Factor	Stage Pts	Stage %
1	Mäntylä, Tero		U	SAO	Min	48	0	7.10	6.7606	50.0000	100.00%
2	Uusitalo, Mikko		U	SAO	Min	48	0	8.99	5.3393	39.4883	78.98%
3	Vainio, Niklas		U	SAO	Min	50	0	9.60	5.2083	38.5200	77.04%
4	Tuominen, Jukka-Pekka		U	PCCO	Min	50	0	9.69	5.1600	38.1622	76.32%
5	Uusikartano, Juho		U	SAS	Min	36	0	7.56	4.7619	35.2183	70.44%
6	Aaltonen, Jouni		U	MRO	Min	46	0	10.26	4.4834	33.1587	66.32%
7	Kallio, Markku		U	SAO	Min	36	0	10.20	3.5294	26.1029	52.21%
8	Kuosmanen, Jari		U	SAS	Min	46	0	13.29	3.4612	25.5988	51.20%

Generated by PractiScore for Android (1.7.35 Sony) at 2024-09-07 19:13 +0300